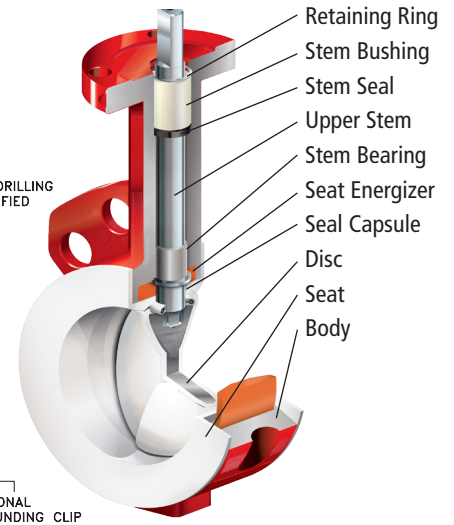
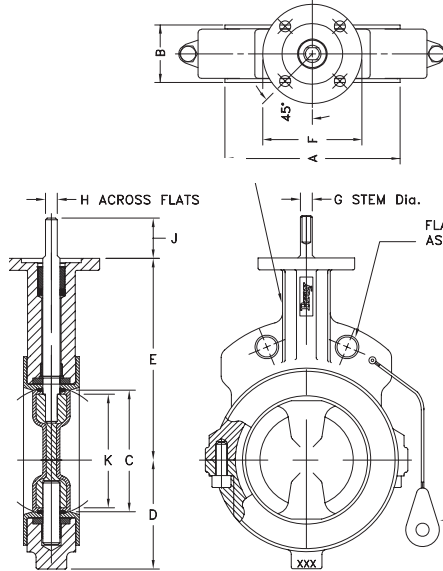
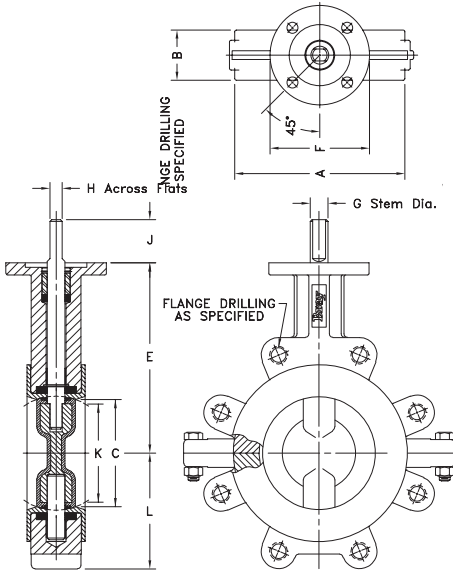


Series 23 Lug

Series 22 Wafer



IMPERIAL DIMENSIONS: Inches																	Lug Bolting Data			
Valve Size	A	B	C	E	F	Top Plate Drilling			G	H	J	K	L		Adapter Code	Weight (lbs.)		Bolt Circle	No of Holes	Threads ISO Coarse
						BC	No of Holes	Hole Diameter					Wafer	Lug		Wafer	Lug			
2	3.88	1.69	2.00	5.50	3.54	2.76	4	.39	.55	.39	1.25	1.13	2.22	2.30	A	6.5	8.0	4.75	4	5/8-11
2 1/2	4.38	1.81	2.50	6.00	3.54	2.76	4	.39	.55	.39	1.25	1.77	2.47	2.57	A	7.5	10.0	5.50	4	5/8-11
3	5.00	1.81	3.00	6.25	3.54	2.76	4	.39	.55	.39	1.25	2.44	2.81	2.81	A	8.5	11.0	6.00	4	5/8-11
4	6.25	2.05	4.00	7.00	3.54	2.76	4	.39	.63	.43	1.25	3.48	3.56	4.09	B	13.5	17.5	7.50	8	5/8-11
5	7.38	2.20	5.00	7.50	3.54	2.76	4	.39	.75	.51	1.25	4.53	4.28	4.61	C	16.0	21.0	8.50	8	3/4-10
6	8.50	2.20	5.75	8.00	3.54	2.76	4	.39	.75	.51	1.25	5.35	4.78	5.06	C	20.5	28.5	9.50	8	3/4-10
8	10.62	2.36	7.75	9.50	5.91	4.92	4	.57	.87	.63	1.25	7.43	6.03	6.05	D	38.5	51.5	11.75	8	3/4-10
10	12.75	2.68	9.75	10.75	5.91	4.92	4	.57	1.18	.87	2.00	9.42	7.41	7.69	E	62.0	76.0	14.25	12	7/8-9
12	14.88	3.07	11.75	12.25	5.91	4.92	4	.57	1.18	.87	2.00	11.39	8.41	9.02	E	76.0	116.0	17.00	12	7/8-9

Note: K dimension is disc chordal dimension at valve face.

METRIC DIMENSIONS: Millimeters																	Lug Bolting Data			
Valve Size	A	B	C	E	F	Top Plate Drilling			G	H	J	K	L		Adapter Code	Weight (Kg)		Bolt Circle	No of Holes	Threads ISO Coarse
						BC	No of Holes	Hole Diameter					Wafer	Lug		Wafer	Lug			
50	98	43	51	140	90	70	4	10	14	10	32	29	56	58	A	3	3.5	121	4	5/8-11
65	111	46	64	152	90	70	4	10	14	10	32	45	63	63	A	3.5	4.5	140	4	5/8-11
80	127	46	76	159	90	70	4	10	14	10	32	62	71	71	A	4	5	152	4	5/8-11
100	159	52	102	178	90	70	4	10	16	11	32	88	90	104	B	6	8	191	8	5/8-11
125	187	56	127	190	90	70	4	10	19	13	32	115	109	117	C	7	10	216	8	3/4-10
150	216	56	146	203	90	70	4	10	19	13	32	136	121	129	C	9	13	241	8	3/4-10
200	270	60	197	241	150	125	4	14	22	16	32	189	153	155	D	17	23	298	8	3/4-10
250	324	68	248	273	150	125	4	14	30	22	51	239	188	195	E	28	34	362	12	7/8-9
300	378	78	298	311	150	125	4	14	30	22	51	289	214	229	E	34	53	432	12	7/8-9

Note: K dimension is disc chordal dimension at valve face.

Drawings are for reference only. Please refer to Bray ES drawings on the Bray website, www.bray.com. Bray reserves the right to change product dimensions without notice.

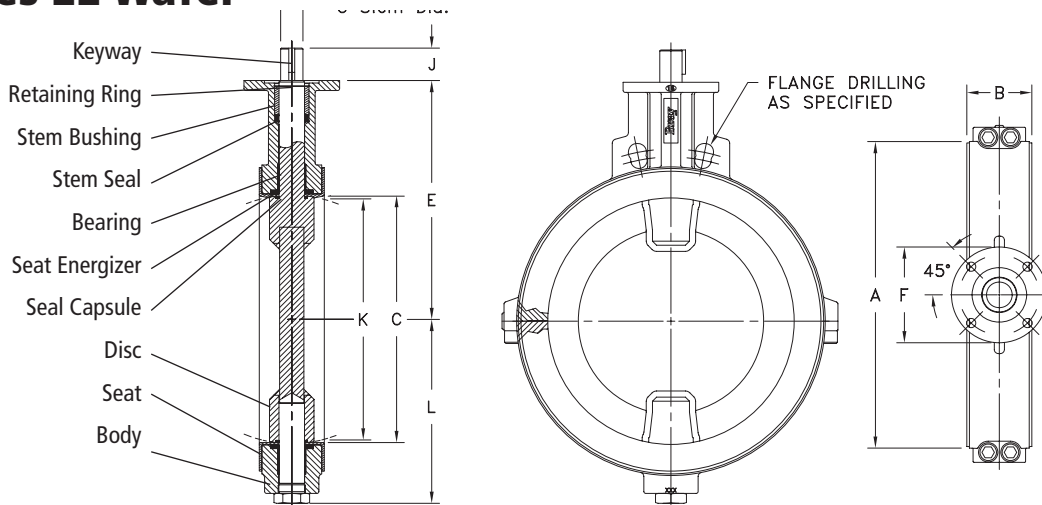
Inquire/P.O. No.: _____

Bray Order No.: _____

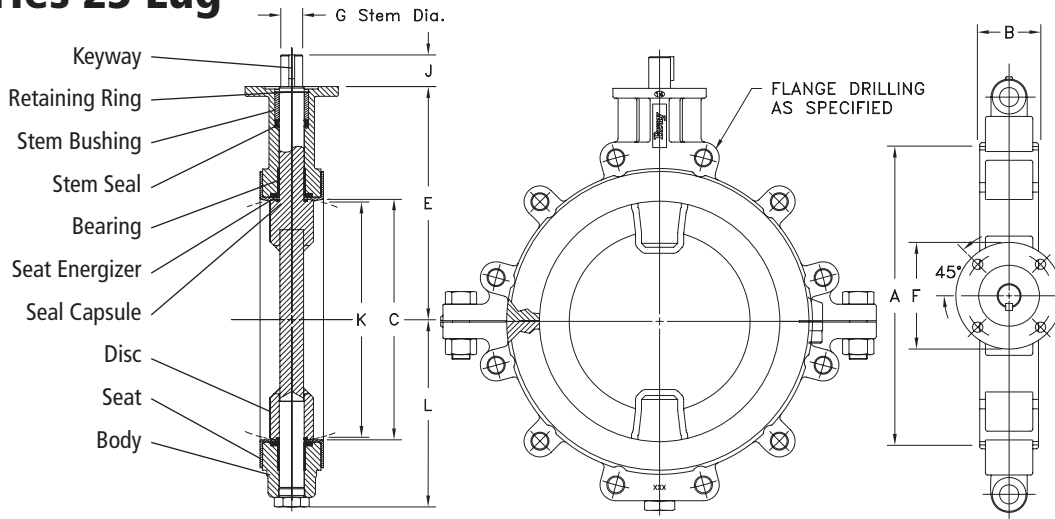
SR Drawing #22/23-2/12-im January - 2015

Customer/Project: _____

Series 22 Wafer



Series 23 Lug



IMPERIAL DIMENSIONS: Inches															Lug Bolting Data					
Valve Size	A	B	C	E	F	Top Plate Drilling			G	J	Key Size	K	L		Adapter Code	Weight (lbs.)		Bolt Circle	No of Holes	Threads ISO Coarse
						BC	No of Holes	Hole Diameter					Wafer	Lug		Wafer	Lug			
14	17.05	3.07	13.25	13.62	5.91	4.92	4	.57	1.38	2.00	.39x.39	13.00	10.02	10.02	F	125	148	18.75	12	1.00-8
16	19.21	4.02	15.25	14.75	5.91	4.92	4	.57	1.38	2.00	.39x.39	14.75	11.99	11.99	F	180	218	21.25	16	1.00-8
18	21.12	4.49	17.25	16.00	8.27	6.50	4	.81	1.97	2.50	.39x.47	16.65	13.94	13.94	G	240	273	22.75	16	1.13-7
20	23.25	5.00	19.25	17.25	8.27	6.50	4	.81	1.97	2.50	.39x.47	18.73	14.94	14.94	G	320	368	25.00	20	1.13-7

Note: K dimension is disc chordal dimension at valve face.

METRIC DIMENSIONS: Millimeters															Lug Bolting Data					
Valve Size	A	B	C	E	F	Top Plate Drilling			G	J	Key Size	K	L		Adapter Code	Weight (Kg)		Bolt Circle	No of Holes	Threads ISO Coarse
						BC	No of Holes	Hole Diameter					Wafer	Lug		Wafer	Lug			
350	433	78	337	346	150	125	4	14	35	51	10x10	330	255	255	F	57	67	476	12	1.00-8
400	488	102	387	375	150	125	4	14	35	51	10x10	375	305	305	F	82	99	540	16	1.00-8
450	536	114	438	406	210	165	4	21	50	64	10x12	423	354	354	G	109	124	578	16	1.13-7
500	591	127	489	438	210	165	4	21	50	64	10x12	476	379	379	G	145	167	635	20	1.13-7

Note: K dimension is disc chordal dimension at valve face.

Drawings are for reference only. Please refer to Bray ES drawings on the Bray website, www.bray.com. Bray reserves the right to change product dimensions without notice.

SR Drawing #22/23-14/20-im January - 2015

Inquire/P.O. No.: _____

Customer/Project: _____

Bray Order No.: _____